



QGB-100[®] 100AH-12V

HIGH TECHNICAL PERFORMANCE
HIGH EFFICIENCY



BELONGS TO NATURE



SPECIFICATIONS

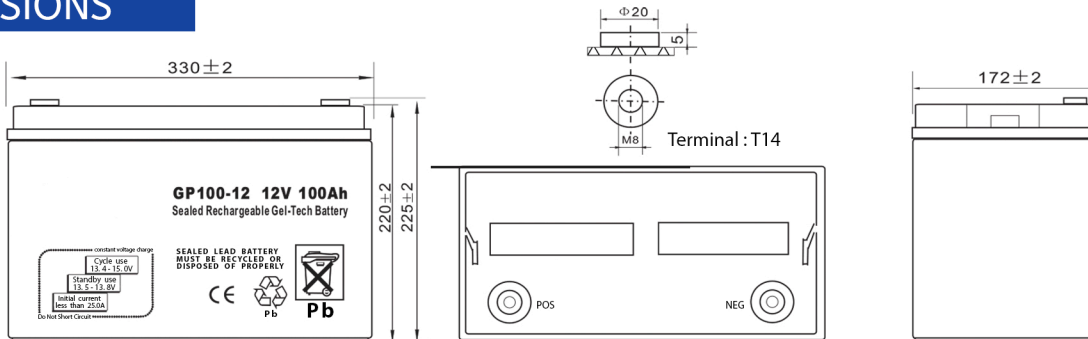
Cells Per Unit	6
Voltage Per Unit	12
Capacity	100Ah@10hr-rate to 1.75V per cell@25° c
Weight	Approx. 29.8kg
Max. Discharge Current	800A (5sec)
Internal Resistance	Approx. 3.7m Ω

APPLICATION

Operating Temperature Range	Discharge: -40°C ~50°C Charge: -20° c 50°c Storage: -20° c 50° c
Normal Operating Temperature Range	25° c ±5° c
Float charging Voltage	13.50 to 13.80V DC/unit Average at 25° c
Max. Charging Current	25.0 A
Equalization and Cycle service	14.70 to 15.00V DC/unit Average at 25° c
Self Discharge	The batteries can be stored for more than 6 months at 25°c. Please charge batteries before using. For high temperature, the time interval will be shorter.
Terminal	T14
Constainer Material	ABS(UL94-HB) Flammability resistance of UL94-V0 is available on request.

DIMENSIONS

Unit : mm



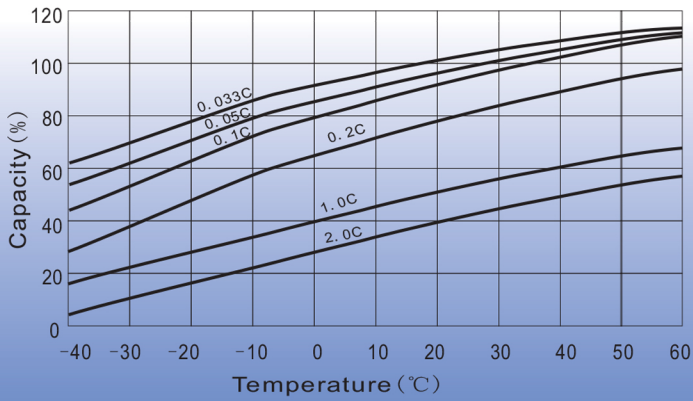
Constant Current Discharge Characteristics Unit:A(25°c,77°c)

F.V/Time	5min	10min	15min	30min	45min	1h	3h	5h	10h	20h
1.60V/cell	307.1	210.8	152.1	91.9	67.3	56.3	25.5	17.3	10.3	5.38
1.60V/cell	294.6	191.0	148.8	90.3	66.5	55.8	25.4	17.2	10.2	5.30
1.70V/cell	267.4	184.3	146.7	89.6	65.7	55.3	25.3	17.1	10.1	5.25
1.75V/cell	241.5	169.7	142.6	88.9	63.6	55.0	25.0	17.0	10.0	5.20
1.80V/cell	219.6	157.6	132.3	83.6	63.0	52.3	23.8	16.3	8.8	4.75

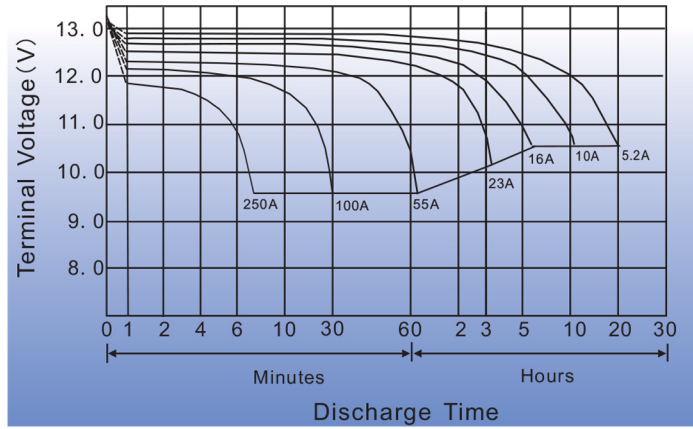
Constant Power Discharge Characteristics Unit:W(25°c,77°c)

F.V/Time	5min	10min	15min	30min	45min	1h	3h	5h	10h	20h
1.60V/cell	506.9	348.5	274.6	174.2	131.4	109.9	54.4	33.6	20.0	10.5
1.65V/cell	485.8	346.3	272.8	169.0	130.2	108.8	53.8	33.6	19.8	10.0
1.70V/cell	454.1	337.9	267.5	165.4	126.7	108.3	53.5	33.3	19.6	9.90
1.75V/cell	422.4	316.8	249.9	156.6	125.6	107.2	53.4	33.2	19.5	9.88
1.80V/cell	380.2	295.7	235.8	154.9	122.1	101.9	49.5	31.6	17.2	9.30

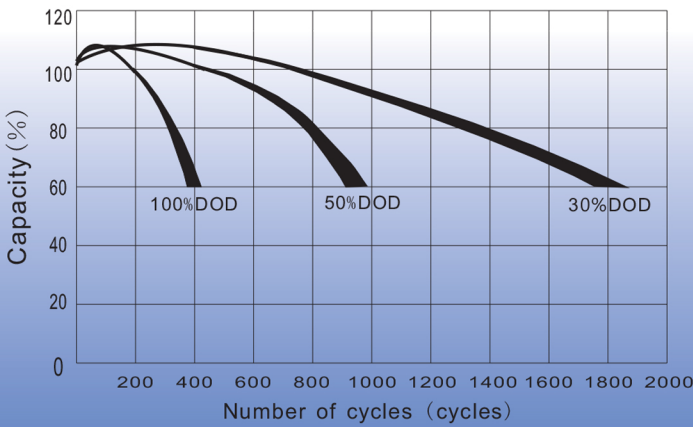
TEMPERATURE EFFECTS CURVE



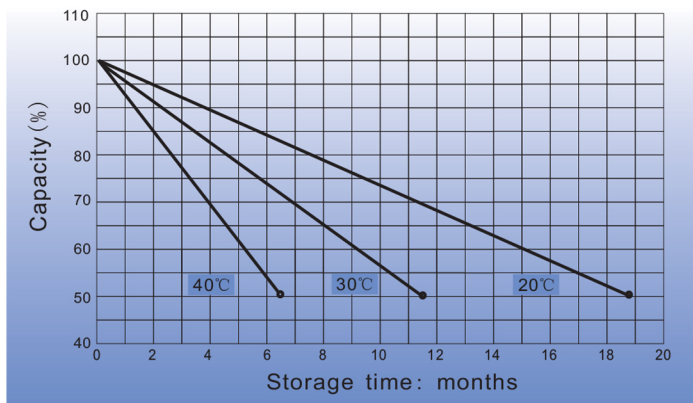
DISCHARGE TIME VS. DISCHARGE CURRENT (25°C)



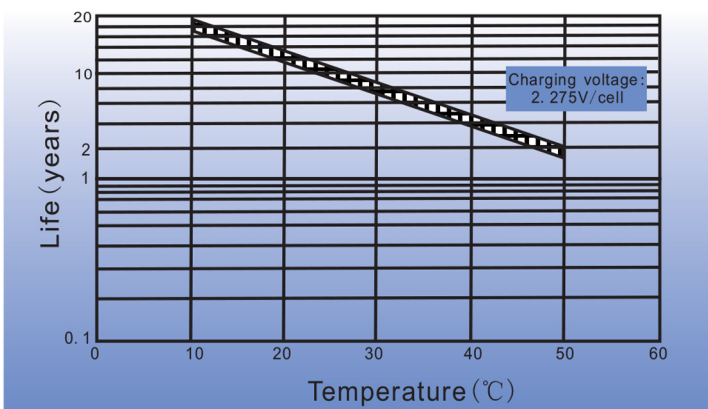
LIFE CHARACTERISTICS OF CYCLIS USE



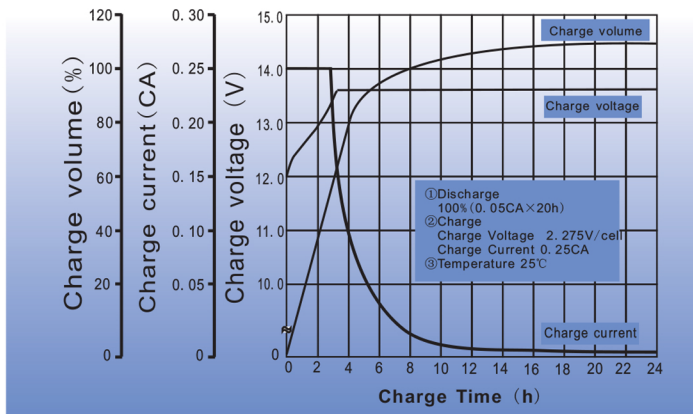
SELF DISCHARGE CHARACTERISTIC



EFFECT OF TEMPERATURE ON LONG TERM FLOAT LIFE



CHARGE CHARACTERISTIC CURVE FOR STANDBY USE



Charging Procedures

Application	Charge Voltage (V/cell)			Max. Charge Current
	Temperature	Set Point	Allow able Range	
Cycle Use	25°C	2.475	2.45~2.50	0.25C
Standby Use	25°C	2.275	2.25~2.30	

Charge the batteries at least once every 6 months, if they are stored at 25°C.

Charging Method

Constant Voltage	14.7~15.0V, 5~11h, Max. Current 0.25CA
Constant Current	0.1CA×5h
Fast	0.25CA×1.7h

Discharge Current Vs. Discharge Voltage

Final Discharge Voltage V/cell	1.75	1.7	1.6	1.3
Discharge Current(A)	0.2C > (A)	0.2C < (A) < 0.5C	0.5C < (A) < 1.0C	(A) > 1.0C