



QGB-200[®] 200AH-12

HIGH TECHNICAL PERFORMANCE
HIGH EFFICIENCY



BELONGS TO NATURE



SPECIFICATIONS

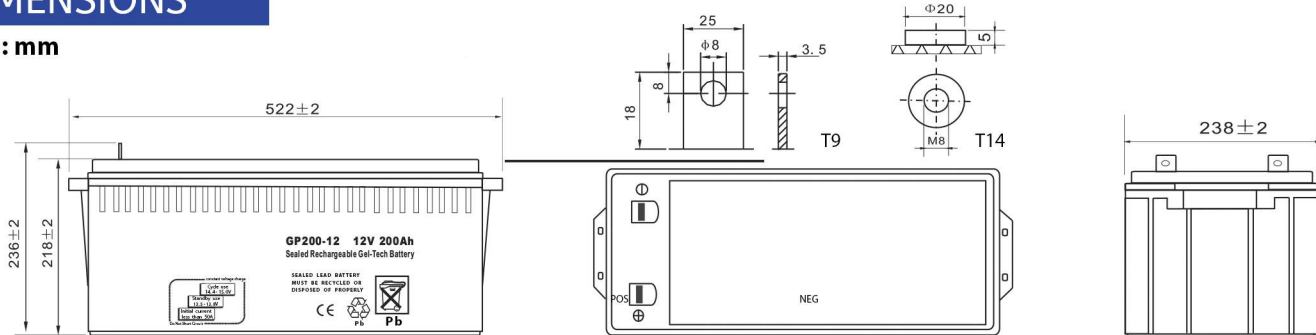
Cells Per Unit	6
Voltage Per Unit	12
Capacity	200Ah@10hr-rate to 1.80V per cell@25° c
Weight	Approx. 58.3kg
Max. Discharge Current	1200A (5sec)
Internal Resistance	Approx. 2.9m Ω

APPLICATION

Operating Temperature Range	Discharge: -40°C ~50°C Charge: -20°c 50°c Storage: -20° c 50° c
Normal Operating Temperature Range	25°c ±5°c
Float charging Voltage	13.50 to 13.80V DC/unit Average at 25°c
Max. Charging Current	50 A
Equalization and Cycle service	14.70 to 15.00V DC/unit Average at 25°c
Self Discharge	The batteries can be stored for more than 6 months at 25°c. Please charge batteries before using. For high temperature, the time interval will be shorter.
Terminal	T9 / T14
Constainer Material	ABS(UL94 -HB) Flammability resistance of UL94 -V0 is available on request.

DIMENSIONS

Unit : mm



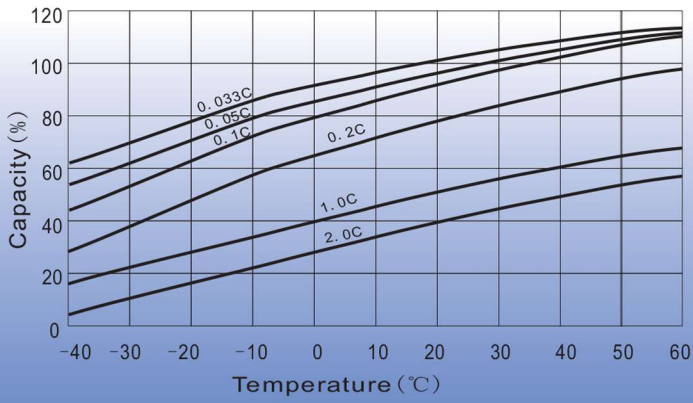
Constant Current Discharge Characteristics Unit:A(25°c,77°c)

F.V/Time	5min	10min	15min	30min	45min	1h	3h	5h	10h	20h
1.60V/cell	570.0	451.9	345.1	208.5	152.6	112.5	55.7	34.5	20.6	10.7
1.60V/cell	546.8	409.4	337.7	204.8	150.9	111.5	55.5	34.4	20.5	10.5
1.70V/cell	496.3	395.1	332.8	203.4	149.1	110.5	55.2	34.2	20.2	10.4
1.75V/cell	448.2	363.8	323.4	201.6	144.3	110.0	55.0	34.0	20.0	10.2
1.80V/cell	407.6	337.9	300.1	189.7	142.9	104.5	51.0	32.5	17.5	9.5

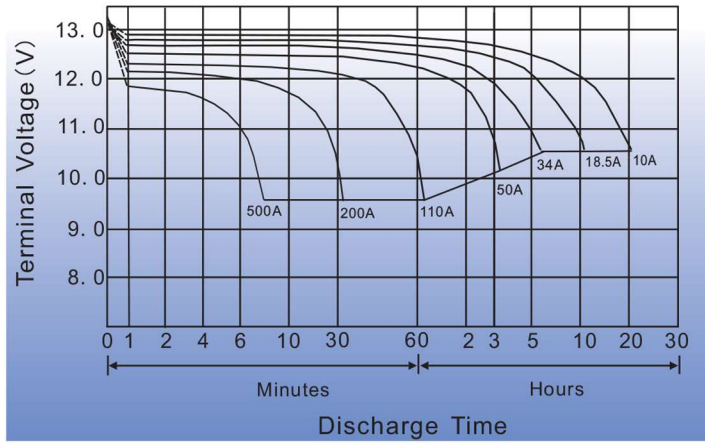
Constant Power Discharge Characteristics Unit:W(25°c,77°c)

F.V/Time	5min	10min	15min	30min	45min	1h	3h	5h	10h	20h
1.60V/cell	940.8	725.7	641.8	399.1	301.0	212.7	105.3	65.1	40.9	21.5
1.65V/cell	901.6	721.3	637.7	387.0	298.3	210.7	104.2	65.0	40.4	20.4
1.70V/cell	842.8	703.7	625.3	379.0	290.3	209.6	103.6	64.4	40.1	20.3
1.75V/cell	784.0	659.7	584.2	358.8	287.7	207.5	103.3	64.2	39.8	20.2
1.80V/cell	705.6	615.8	551.3	354.8	279.6	197.2	95.8	61.1	35.1	19.0

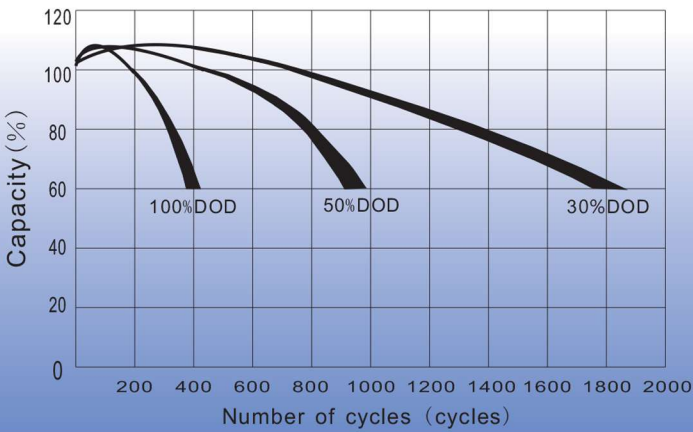
TEMPERATURE EFFECTS CURVE



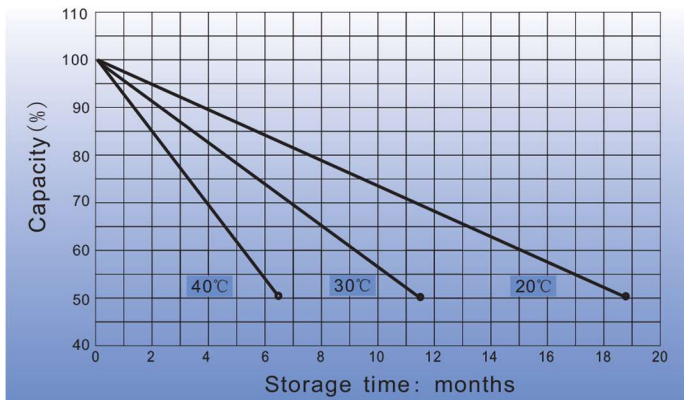
DISCHARGE TIME VS. DISCHARGE CURRENT (25°C)



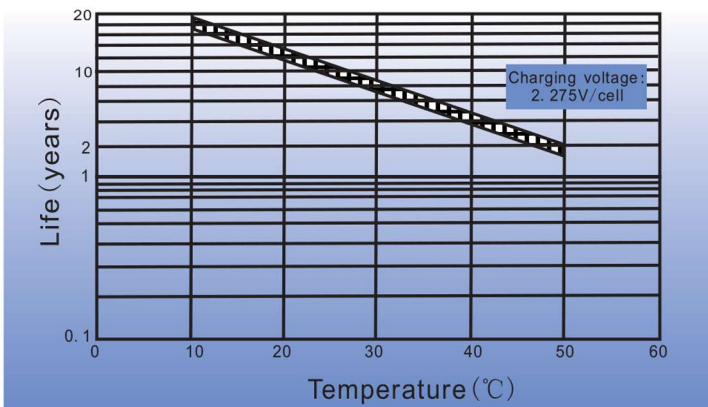
LIFE CHARACTERISTICS OF CYCLIS USE



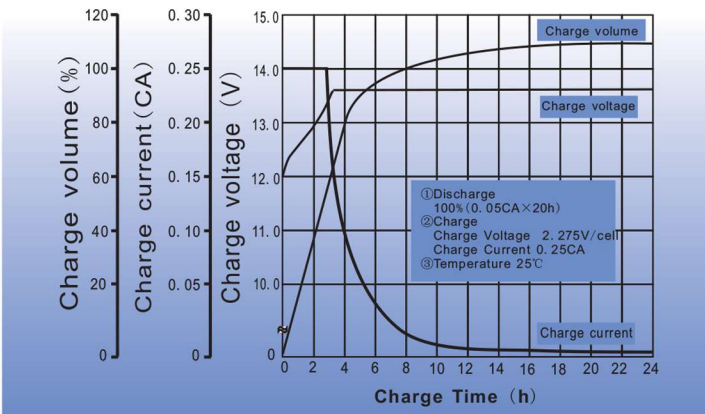
SELF DISCHARGE CHARACTERISTIC



EFFECT OF TEMPERATURE ON LONG TERM FLOAT LIFE



CHARGE CHARACTERISTIC CURVE FOR STANDBY USE



Charging Procedures

Application	Charge Voltage (V/cell)			Max. Charge Current
	Temperature	Set Point	Allow able Range	
Cycle Use	25°C	2.475	2.45~2.50	0.25C
Standby Use	25°C	2.275	2.25~2.30	

Charge the batteries at least once every 6 months, if they are stored at 25°C.

Charging Method

Constant Voltage	14.7~15.0V, 5~11h, Max. Current 0.25CA
Constant Current	0.1CA×5h
Fast	0.25CA×1.7h

Discharge Current Vs. Discharge Voltage

Final Discharge Voltage V/cell	1.75	1.7	1.6	1.3
Discharge Current(A)	0.2C > (A)	0.2C < (A) < 0.5C	0.5C < (A) < 1.0C	(A) > 1.0C